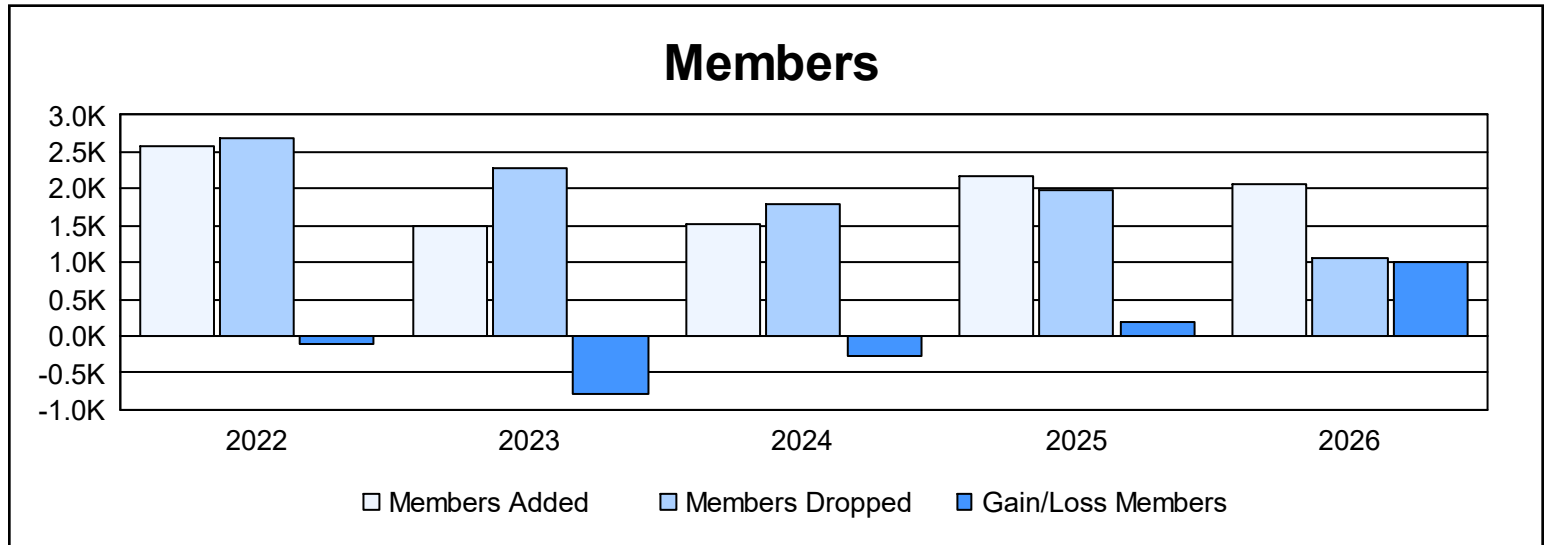
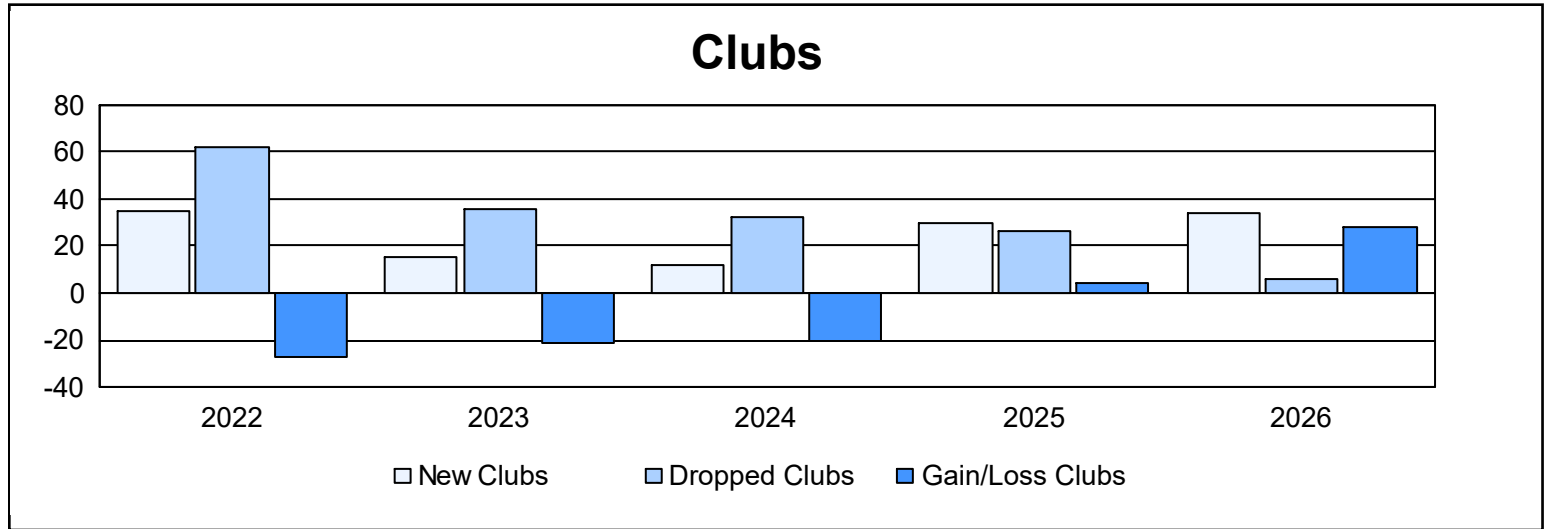


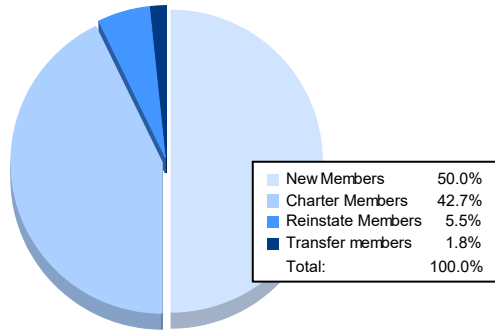
**Multiple District B**

As of May 2026 Cumulative

Year	New Clubs	Dropped Clubs	Gain/ Loss Clubs	New Members	Charter Members	Reinstate Members	Transfer Members	Total Member Added	Total Members Dropped	Gain/ Loss Members
2021-2022	35	62	-27	1,357	964	206	64	2,591	2,697	-106
2022-2023	15	36	-21	860	458	107	61	1,486	2,268	-782
2023-2024	12	32	-20	947	357	170	53	1,527	1,789	-262
2024-2025	30	26	4	1,052	676	337	100	2,165	1,985	180
2025-2026	34	6	28	1,032	880	113	37	2,062	1,056	1,006
<b>Average</b>	<b>25</b>	<b>32</b>	<b>-7</b>	<b>1,050</b>	<b>667</b>	<b>187</b>	<b>63</b>	<b>1,966</b>	<b>1,959</b>	<b>7</b>



### Membership Composition May 2026 Cumulative



### Gender Composition May 2026 Cumulative

